

Scaled data based on original data using
LM-79-08 Approved Method: Electrical and Photometric Measurements of Solid-
State Lighting Products

Test Report Prepared for
Cooper Lighting Solutions
(formerly Eaton)

Brand: McGRAW-EDISON

Report Number: P595072

Luminaire Tested: **IST-PA1B-760-U-5WQ**

Issue Date: 3/22/2022

Test Information

Test Method: LM-79-08
Report Number: P595072
TEST IS SCALED FROM IESNA LM-79-08 TEST DATA (G1-2201-510-14)
Test Lab: INNOVATION CENTER
Issue Date: 3/22/2022
Manufacturer: COOPER LIGHTING SOLUTIONS (FORMERLY EATON)
Product Line: McGRAW-EDISON
Catalog Number: IST-PA1B-760-U-5WQ
Description: IMPACT ELITE LED TRAPEZOID LUMINAIRE
(1) 70 CRI, 5700K, 450mA LIGHT ENGINE WITH 24 LEDS AND TYPE V WIDE OPTICS
Light Source: -
Ballast/Driver: ELECTRONIC DRIVER

Summary

Lumens per Lamp: N/A
Luminaire Lumens: 5276 lumens
Efficiency: N/A
Efficacy: 144.9 lumens/watt
Luminous Opening: Rectangular (W 0.75' x L: 0.5' x H: 0')
IES Classification: Type V - Medium
BUG Rating: B3 - U0 - G2

Input Watts (W): 36.4
Input Voltage (V): NR
Input Current (Ain): NR
Voltage Rise (V): NR
Power Factor: NR
Total Harmonic Distortion (THDi): NR
Frequency (hertz): 60
Stabilization Time: NR
Operation Time: NR
Ambient Temperature (°C): NR
Test Distance: 28.75 FT

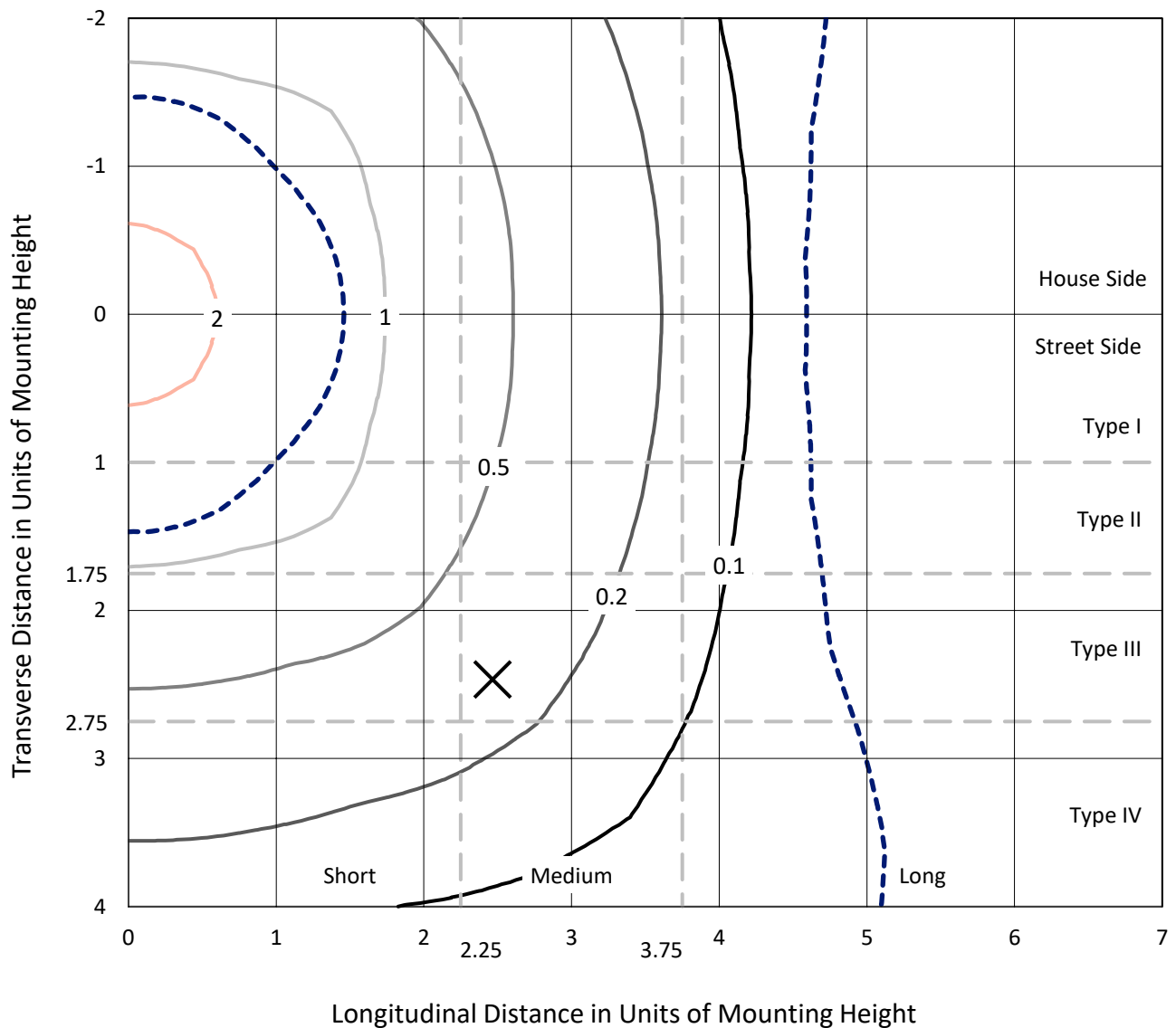




REPORT NUMBER: P595072
 CATALOG NUMBER: IST-PA1B-760-U-5WQ

Iso-Footcandle Lines of Horizontal Illumination

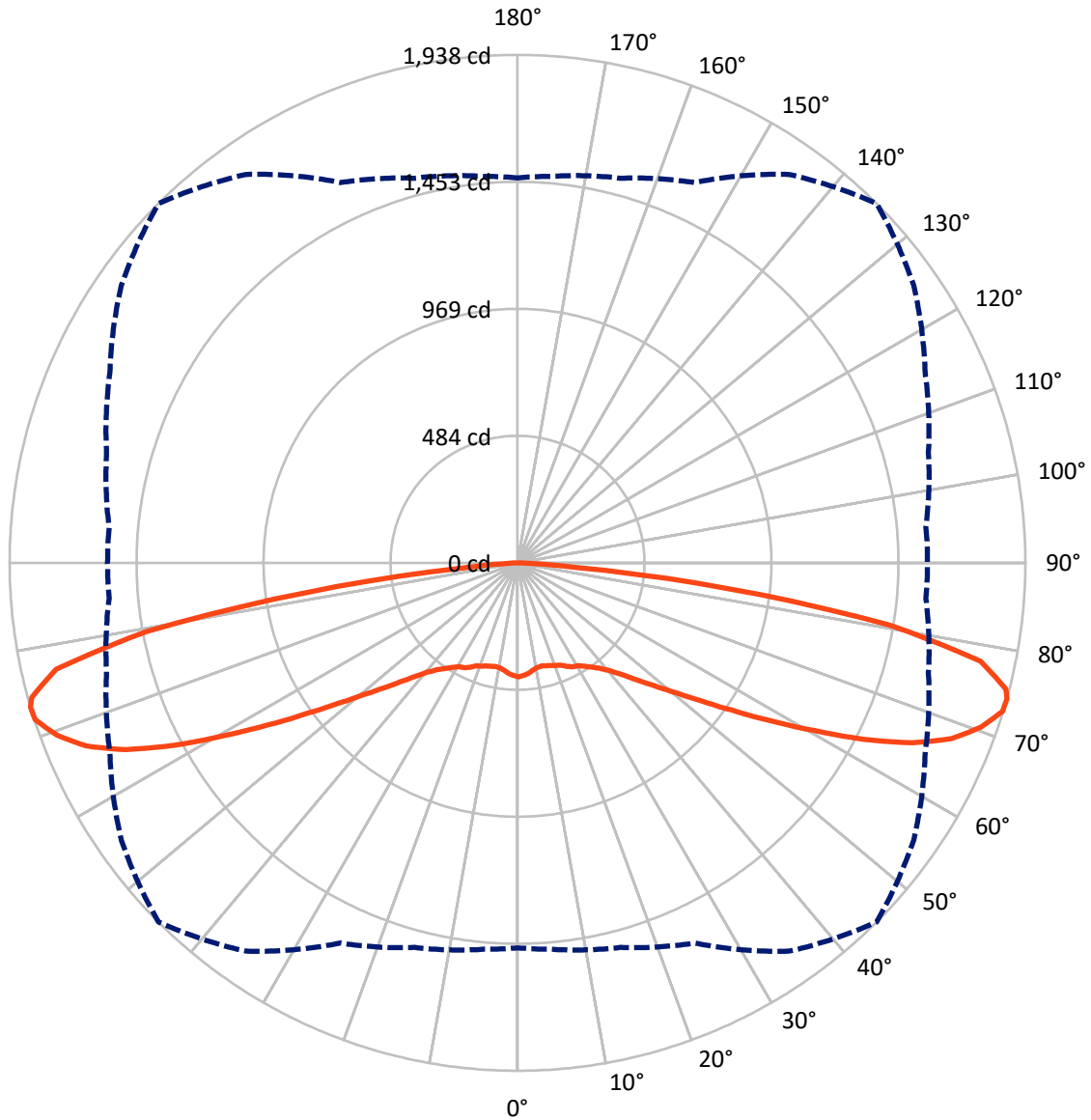
× Max cd
 - - - 1/2 Max cd



Based on 12 foot mounting height. Maximum calculated value = 3 fc
 Type V - Medium - N/A

REPORT NUMBER: P595072
CATALOG NUMBER: IST-PA1B-760-U-5WQ

Luminous Intensity Polar Plot



— Vertical Plane Through 45-Deg Lateral - - - Horizontal Cone Through 74-Deg Vertical

REPORT NUMBER: P595072
 CATALOG NUMBER: IST-PA1B-760-U-5WQ

FLUX DISTRIBUTION:

		Downward	Upward	Total
House Side	Lumens	2638.0	0.0	2638.0
	% Fixture	50.0	0.0	50.0
Street Side	Lumens	2638.0	0.0	2638.0
	% Fixture	50.0	0.0	50.0
Total	Lumens	5276.0	0.0	5276.0
	% Fixture	100.0	0.0	100.0

ZONAL LUMENS:

Zone	Lumens	% Fixture
0°-10°	39.9	0.8
10°-20°	116.9	2.2
20°-30°	201.9	3.8
30°-40°	309.2	5.9
40°-50°	503.0	9.5
50°-60°	872.3	16.5
60°-70°	1444.6	27.4
70°-80°	1563.0	29.6
80°-90°	225.3	4.3
90°-100°	0.0	0.0
100°-110°	0.0	0.0
110°-120°	0.0	0.0
120°-130°	0.0	0.0
130°-140°	0.0	0.0
140°-150°	0.0	0.0
150°-160°	0.0	0.0
160°-170°	0.0	0.0
170°-180°	0.0	0.0
0°-90°	5276.0	100.0
0°-180°	5276.0	100.0

Coefficient of Utilization

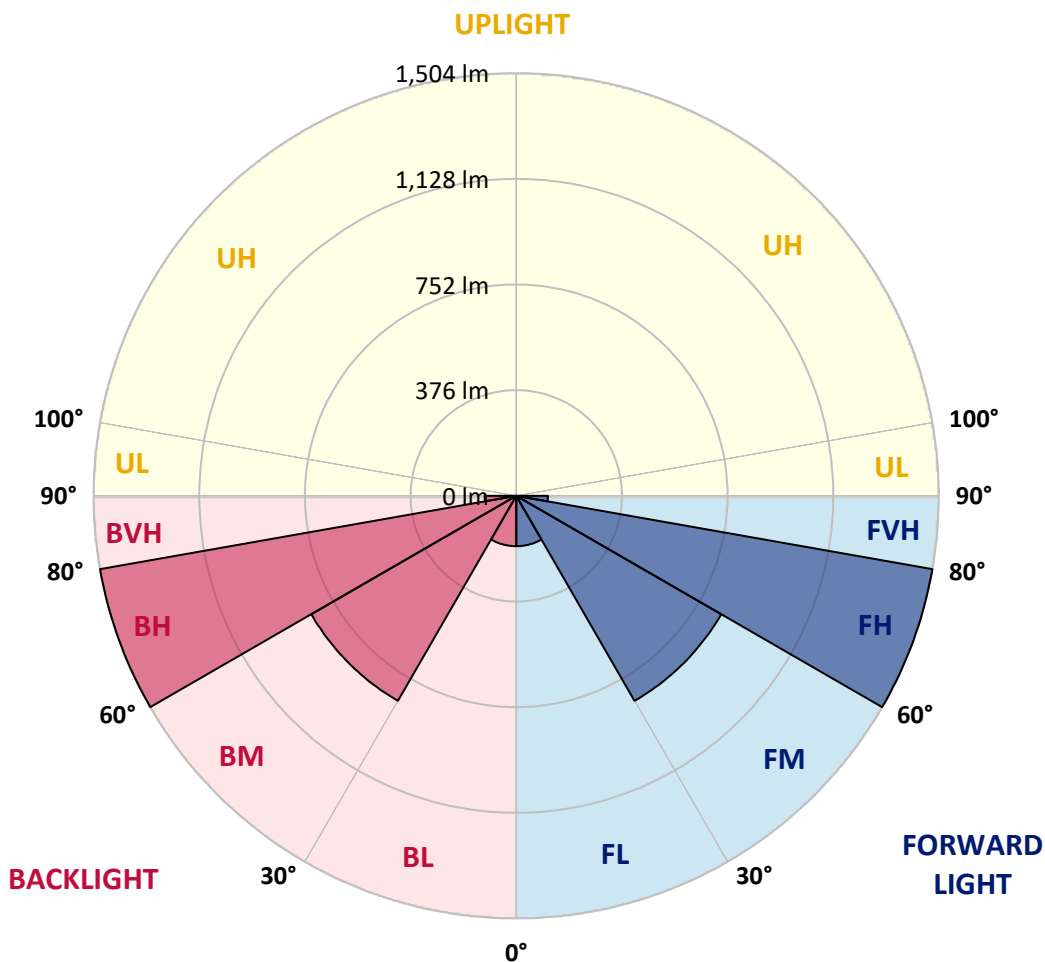


REPORT NUMBER: P595072
 CATALOG NUMBER: IST-PA1B-760-U-5WQ

LUMINAIRE CLASSIFICATION SYSTEM LUMEN TABLE AND BUG RATING:

Zone	Lumens	% Fixture	Zone Rating/Lumen Limit		
			B	U	G
FL (0°-30°)	179.3	3.4			
FM (30°-60°)	842.2	16.0			
FH (60°-80°)	1503.8	28.5			G1/1800
FVH (80°-90°)	112.6	2.1			G2/225
BL (0°-30°)	179.3	3.4	B1/500		
BM (30°-60°)	842.2	16.0	B1/1000		
BH (60°-80°)	1503.8	28.5	B3/2500		G1/1800
BVH (80°-90°)	112.6	2.1			G2/225
UL (90°-100°)	0.0	0.0		U0/0	
UH (100°-180°)	0.0	0.0		U0/0	

BUG Rating: B3-U0-G2
 Type V Medium





REPORT NUMBER: P595072
 CATALOG NUMBER: IST-PA1B-760-U-5WQ

CANDELA DISTRIBUTION (FULL):

	0°	5°	15°	25°	35°	45°	55°	65°	75°	85°	90°
0°	435.3	435.3	435.3	435.3	435.3	435.3	435.3	435.3	435.3	435.3	435.3
2.5°	429.0	430.2	430.2	429.0	430.2	430.2	430.2	431.5	430.2	432.7	431.5
5°	422.7	422.7	424.0	422.7	422.7	424.0	422.7	425.2	424.0	426.5	424.0
7.5°	412.7	412.7	412.7	412.7	413.9	413.9	413.9	416.4	416.4	416.4	415.2
10°	410.2	408.9	408.9	406.4	406.4	406.4	405.1	408.9	410.2	412.7	411.4
12.5°	411.4	411.4	408.9	406.4	405.1	403.9	403.9	407.7	411.4	412.7	412.7
15°	416.4	416.4	412.7	407.7	407.7	407.7	406.4	407.7	413.9	416.4	413.9
17.5°	420.2	418.9	415.2	412.7	412.7	411.4	411.4	411.4	415.2	418.9	418.9
20°	426.5	426.5	421.5	418.9	418.9	417.7	416.4	415.2	418.9	424.0	422.7
22.5°	435.3	432.7	429.0	426.5	425.2	424.0	421.5	422.7	425.2	429.0	429.0
25°	441.5	441.5	437.8	436.5	437.8	437.8	434.0	431.5	432.7	436.5	436.5
27.5°	444.0	444.0	441.5	441.5	446.5	449.1	444.0	439.0	436.5	440.3	439.0
30°	454.1	454.1	451.6	450.3	454.1	455.3	452.8	449.1	447.8	451.6	450.3
32.5°	471.6	470.4	466.6	462.8	464.1	470.4	465.4	464.1	464.1	467.9	469.1
35°	491.7	489.2	485.4	481.7	482.9	489.2	484.2	484.2	485.4	490.4	490.4
37.5°	520.5	518.0	513.0	504.2	503.0	510.5	509.3	510.5	515.5	518.0	520.5
40°	551.9	550.7	544.4	536.9	535.6	540.6	541.9	544.4	549.4	551.9	553.2
42.5°	597.1	594.6	584.5	577.0	575.7	582.0	584.5	587.0	593.3	595.8	598.3
45°	652.3	651.0	639.7	630.9	627.2	635.9	635.9	638.5	644.7	649.7	649.7
47.5°	712.5	711.2	702.4	692.4	693.6	699.9	698.7	699.9	704.9	710.0	713.7
50°	780.2	776.4	766.4	763.9	770.2	776.4	771.4	770.2	777.7	780.2	778.9
52.5°	854.2	850.4	845.4	845.4	860.5	871.8	868.0	856.7	856.7	855.5	854.2
55°	942.0	939.5	938.2	944.5	969.6	992.2	978.4	957.1	948.3	943.3	945.8
57.5°	1033.6	1027.3	1038.6	1052.4	1102.6	1135.2	1113.8	1073.7	1061.2	1051.1	1046.1
60°	1126.4	1123.9	1140.2	1172.8	1244.3	1299.5	1270.6	1204.2	1181.6	1159.0	1159.0
62.5°	1216.7	1214.2	1238.0	1288.2	1401.1	1482.6	1429.9	1345.9	1302.0	1268.1	1263.1
65°	1325.8	1322.1	1348.4	1402.3	1552.9	1655.7	1589.2	1478.9	1426.2	1379.8	1373.5
67.5°	1414.9	1414.9	1450.0	1516.5	1680.8	1788.7	1705.9	1610.6	1549.1	1501.4	1496.4
70°	1500.2	1507.7	1534.0	1599.3	1778.6	1876.5	1801.2	1715.9	1660.7	1613.1	1608.1
72.5°	1536.6	1546.6	1572.9	1636.9	1821.3	1935.4	1847.6	1749.8	1690.8	1643.2	1636.9
74°	1468.8	1480.1	1519.0	1600.5	1808.7	1937.9	1845.1	1715.9	1623.1	1564.2	1564.2
75°	1392.3	1407.4	1453.8	1541.6	1782.4	1924.1	1818.8	1662.0	1532.8	1463.8	1467.6
77.5°	1073.7	1106.3	1156.5	1294.5	1599.3	1806.2	1616.8	1333.4	1126.4	1023.5	1021.0
80°	306.1	351.2	465.4	772.7	1215.4	1438.7	1187.9	789.0	556.9	424.0	407.7
82.5°	74.0	86.5	119.2	218.3	519.3	812.8	588.3	258.4	155.5	101.6	81.5
85°	31.4	33.9	53.9	75.3	143.0	215.7	136.7	87.8	64.0	28.8	27.6
87.5°	11.3	12.5	20.1	20.1	30.1	17.6	31.4	21.3	22.6	7.5	7.5
90°	0.0	0.0	0.0	0.0	0.0	0.0	0.0	0.0	0.0	0.0	0.0

(END OF REPORT)